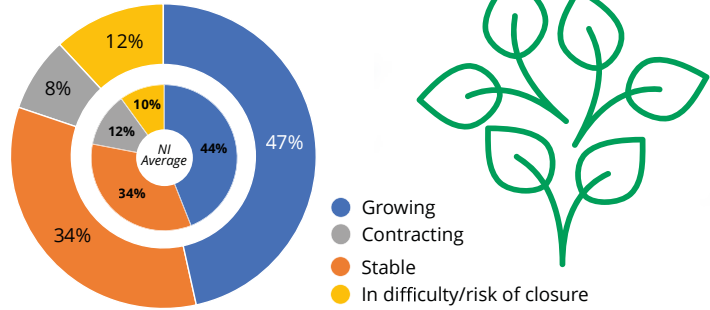


Antrim & Newtownabbey

Council area figures on outer circles of charts with NI averages in the centre.

Current Business Conditions

Last 12 months

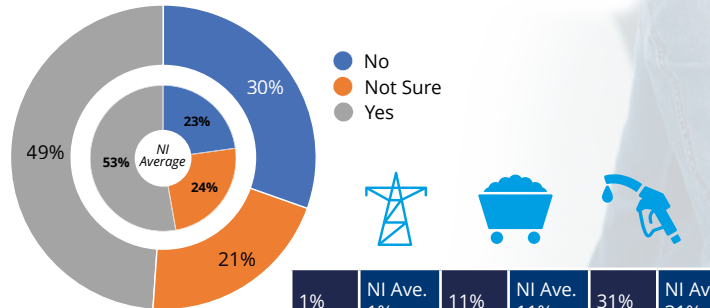


	Turnover	NI Ave. Turnover	Profits	NI Ave. Profits	Jobs	NI Ave. Jobs
Increased	52%	43%	41%	33%	18%	23%
Stayed Largely the Same	37%	39%	31%	40%	69%	60%
Decreased	11%	18%	28%	27%	13%	17%

Cost of doing Business

Last 12 months

Affecting Business Sustainability?

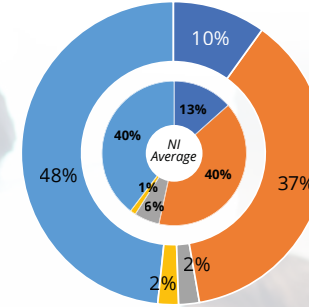
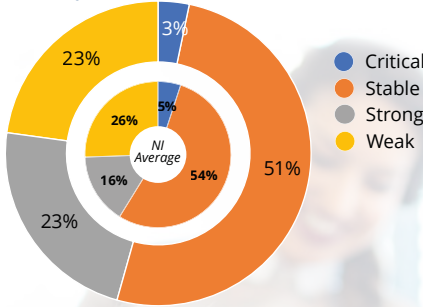


	1% - 10%	NI Ave. 1% - 10%	11% - 30%	NI Ave. 11% - 30%	31% - 50%	NI Ave. 31% - 50%	51%+	NI Ave. 51%+	No Change	NI Ave. No Change
Utilities	19%	23%	46%	46%	18%	18%	9%	9%	9%	7%
Raw Materials and/or Stock	35%	28%	35%	38%	15%	16%	7%	7%	8%	11%
Property Costs	29%	36%	24%	20%	5%	5%	7%	7%	36%	36%
Costs of borrowing and/or financing	41%	33%	9%	18%	6%	6%	3%	3%	41%	40%
Vehicle running costs	26%	28%	47%	47%	17%	13%	4%	4%	6%	7%

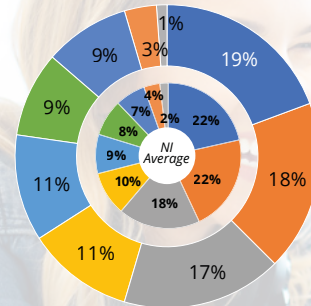
Current Business Finance Conditions

Cashflow

Debt



Businesses Require the Following Support



Business Growth Prospects

Next 12 months

