

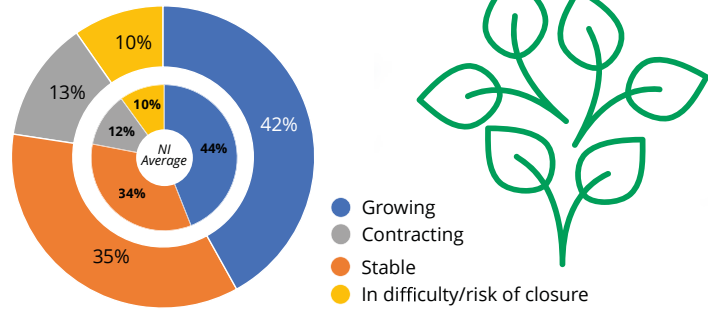


# Armagh, Banbridge & Craigavon

Council area figures on outer circles of charts with NI averages in the centre.

## Current Business Conditions

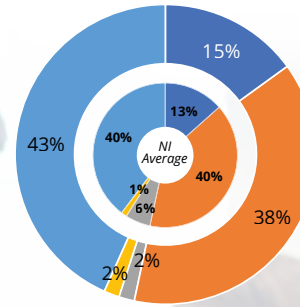
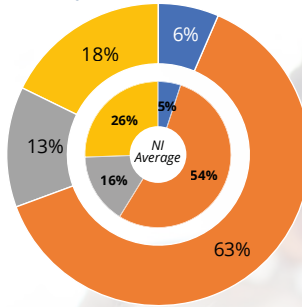
Last 12 months



## Current Business Finance Conditions

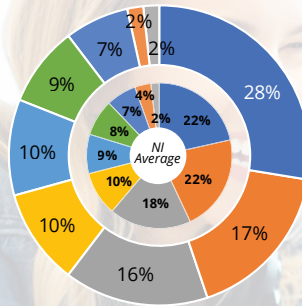
Cashflow

Debt



	Turnover	N.I. Ave. Turnover	Profits	N.I. Ave. Profits	Jobs	N.I. Ave. Jobs
Increased	38%	43%	35%	33%	13%	23%
Stayed Largely the Same	48%	39%	35%	40%	68%	60%
Decreased	14%	18%	30%	27%	18%	17%

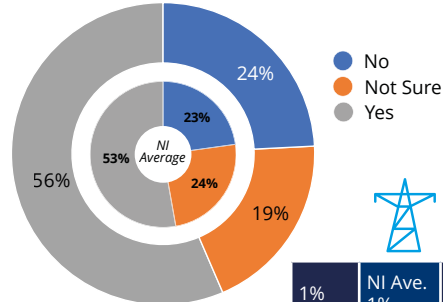
## Business Support



## Cost of doing Business

Last 12 months

Affecting Business Sustainability?



	1% - 10%	NI Ave. 1% - 10%	11% - 30%	NI Ave. 11% - 30%	31% - 50%	NI Ave. 31% - 50%	51%+	NI Ave. 51%+	No Change	NI Ave. No Change
Utilities	19%	23%	47%	46%	21%	18%	5%	9%	7%	7%
Raw Materials and/or Stock	24%	28%	36%	38%	16%	16%	8%	7%	16%	11%
Property Costs	33%	36%	13%	20%	8%	5%	2%	7%	44%	36%
Costs of borrowing and/or financing	20%	33%	17%	18%	10%	6%	10%	3%	43%	40%
Vehicle running costs	18%	28%	55%	47%	16%	13%	9%	4%	2%	7%

## Business Growth Prospects

Next 12 months

