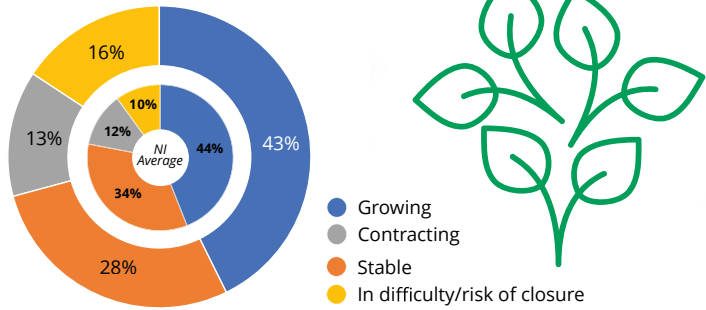


Belfast

Council area figures on outer circles of charts with NI averages in the centre.

Current Business Conditions

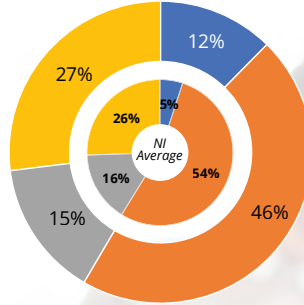
Last 12 months



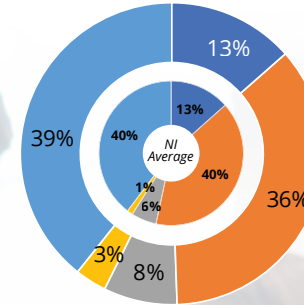
Current Business Finance Conditions

Cashflow

Debt



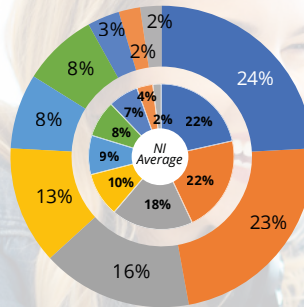
- Critical
- Stable
- Strong
- Weak



- Very manageable (e.g. could pay back early)
- Manageable (e.g. could pay back in the agreed period)
- Unmanageable (e.g. not sure how the business can pay back)
- Very unmanageable (e.g. won't be able to pay back)
- The business has no debt

	Turnover	N.I. Ave. Turnover	Profits	N.I. Ave. Profits	Jobs	N.I. Ave. Jobs
Increased	43%	43%	27%	33%	25%	23%
Stayed Largely the Same	39%	39%	43%	40%	53%	60%
Decreased	18%	18%	30%	27%	22%	17%

Business Support

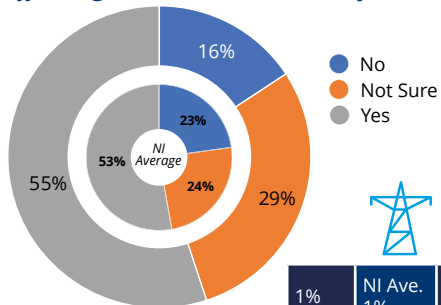


- Digital marketing & social media trends - how to maximise exposure & usage
- Financing - How to manage and where and how to access funding
- Sales / Business Development / Exporting - how to grow & access new markets
- No support required
- People - hiring / managing and developing your team
- New innovative technologies incl. AI - understanding and using
- Operating cost management - being efficient & more effective
- Leadership / Strategy
- Introducing and embedding green/sustainability practices in your business

Cost of doing Business

Last 12 months

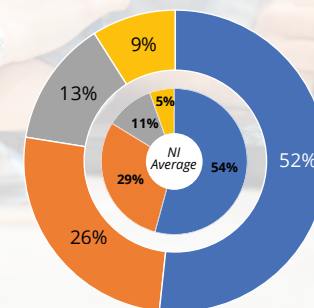
Affecting Business Sustainability?



	1% - 10%	NI Ave. 1% - 10%	11% - 30%	NI Ave. 11% - 30%	31% - 50%	NI Ave. 31% - 50%	51%+	NI Ave. 51%+	No Change	NI Ave. No Change
Utilities	18%	23%	36%	46%	29%	18%	6%	9%	11%	7%
Raw Materials and/or Stock	30%	28%	30%	38%	25%	16%	3%	7%	12%	11%
Property Costs	34%	36%	28%	20%	4%	5%	1%	7%	32%	36%
Costs of borrowing and/or financing	32%	33%	18%	18%	0%	6%	7%	3%	43%	40%
Vehicle running costs	23%	28%	56%	47%	11%	13%	4%	4%	6%	7%

Business Growth Prospects

Next 12 months



- Likely to Grow
- Remain Stable
- Likely to Contract
- Trade with difficulty/Risk of Closure