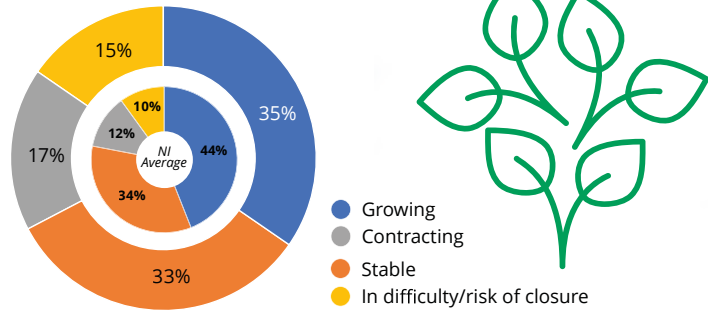


Fermanagh & Omagh

Council area figures on outer circles of charts with NI averages in the centre.

Current Business Conditions

Last 12 months

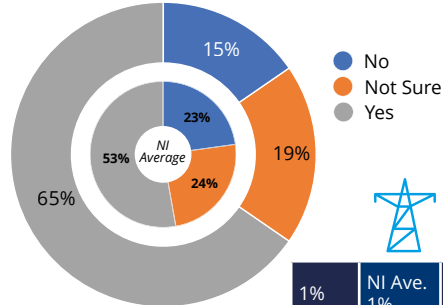


	Turnover	N.I. Ave. Turnover	Profits	N.I. Ave. Profits	Jobs	N.I. Ave. Jobs
Increased	35%	43%	36%	33%	18%	23%
Stayed Largely the Same	35%	39%	26%	40%	49%	60%
Decreased	29%	18%	38%	27%	33%	17%

Cost of doing Business

Last 12 months

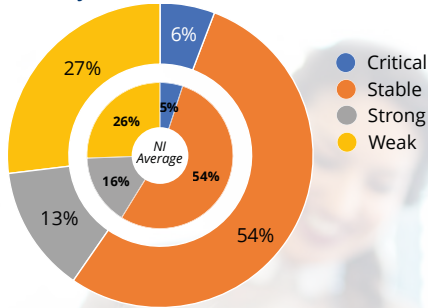
Affecting Business Sustainability?



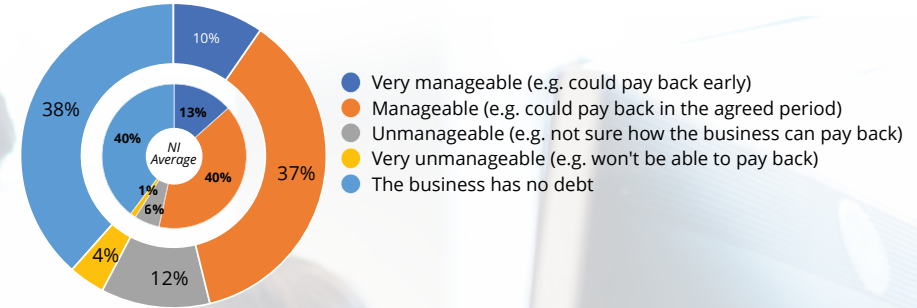
	1% - 10%	NI Ave. 1% - 10%	11% - 30%	NI Ave. 11% - 30%	31% - 50%	NI Ave. 31% - 50%	51%+	NI Ave. 51%+	No Change	NI Ave. No Change
Utilities	16%	23%	35%	46%	31%	18%	10%	9%	8%	7%
Raw Materials and/or Stock	28%	28%	35%	38%	24%	16%	11%	7%	2%	11%
Property Costs	33%	36%	25%	20%	5%	5%	5%	7%	33%	36%
Costs of borrowing and/or financing	39%	33%	19%	18%	10%	6%	10%	3%	23%	40%
Vehicle running costs	29%	28%	46%	47%	19%	13%	4%	4%	2%	7%

Current Business Finance Conditions

Cashflow



Debt



Business Support



Business Growth Prospects

Next 12 months

