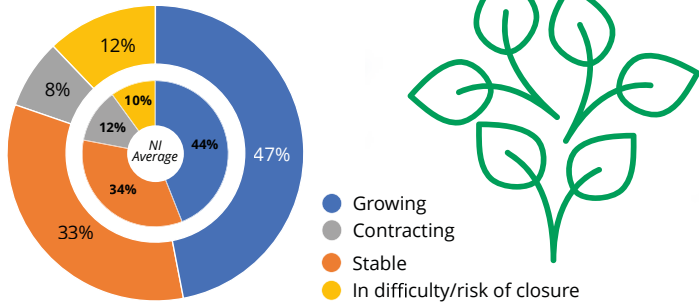


Mid & East Antrim

Council area figures on outer circles of charts with NI averages in the centre.

Current Business Conditions

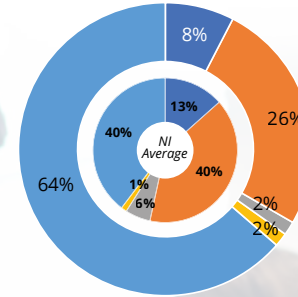
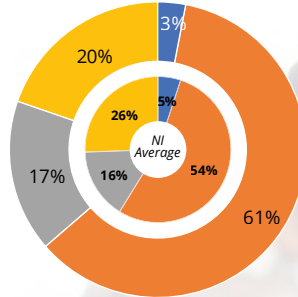
Last 12 months



Current Business Finance Conditions

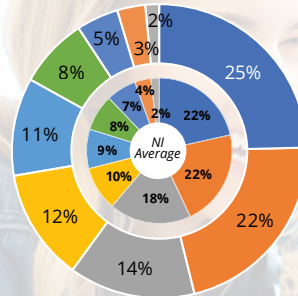
Cashflow

Debt



	Turnover	N.I. Ave. Turnover	Profits	N.I. Ave. Profits	Jobs	N.I. Ave. Jobs
Increased	38%	43%	37%	33%	24%	23%
Stayed Largely the Same	48%	39%	42%	40%	55%	60%
Decreased	14%	18%	20%	27%	21%	17%

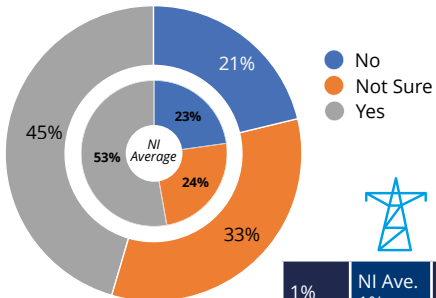
Business Support



Cost of doing Business

Last 12 months

Affecting Business Sustainability?



	1% - 10%	NI Ave. 1% - 10%	11% - 30%	NI Ave. 11% - 30%	31% - 50%	NI Ave. 31% - 50%	51%+	NI Ave. 51%+	No Change	NI Ave. No Change
Utilities	21%	23%	51%	46%	10%	18%	5%	9%	13%	7%
Raw Materials and/or Stock	27%	28%	37%	38%	14%	16%	6%	7%	16%	11%
Property Costs	23%	36%	23%	20%	0%	5%	5%	7%	49%	36%
Costs of borrowing and/or financing	38%	33%	15%	18%	0%	6%	0%	3%	46%	40%
Vehicle running costs	31%	28%	48%	47%	8%	13%	2%	4%	11%	7%

Business Growth Prospects

Next 12 months

