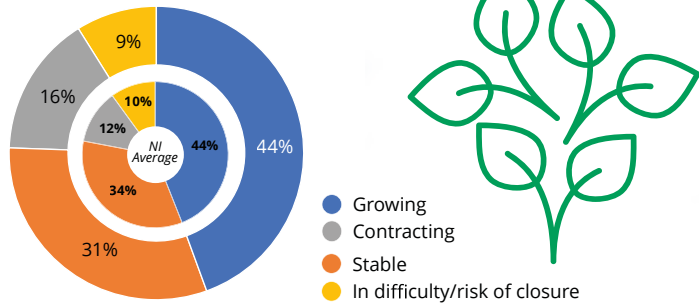


Newry Mourne & Down

Council area figures on outer circles of charts with NI averages in the centre.

Current Business Conditions

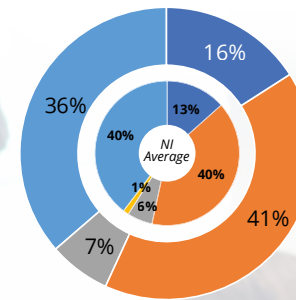
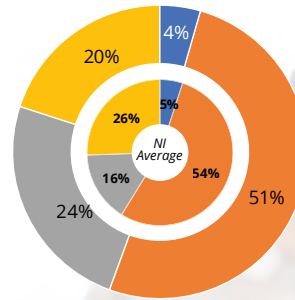
Last 12 months



Current Business Finance Conditions

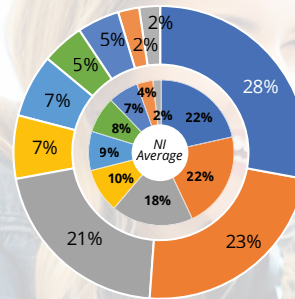
Cashflow

Debt



	Turnover	N.I. Ave. Turnover	Profits	N.I. Ave. Profits	Jobs	N.I. Ave. Jobs
Increased	43%	43%	49%	33%	32%	23%
Stayed Largely the Same	39%	39%	26%	40%	55%	60%
Decreased	18%	18%	26%	27%	13%	17%

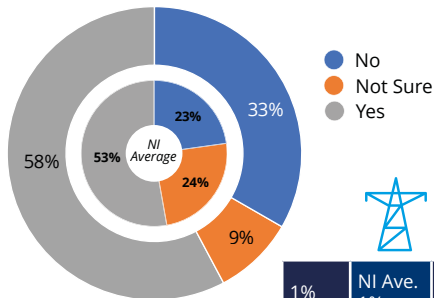
Business Support



Cost of doing Business

Last 12 months

Affecting Business Sustainability?



	1% - 10%	NI Ave. 1% - 10%	11% - 30%	NI Ave. 11% - 30%	31% - 50%	NI Ave. 31% - 50%	51%+	NI Ave. 51%+	No Change	NI Ave. No Change
Utilities	29%	23%	40%	46%	17%	18%	7%	9%	7%	7%
Raw Materials and/or Stock	40%	28%	28%	38%	18%	16%	8%	7%	8%	11%
Property Costs	27%	36%	27%	20%	6%	5%	3%	7%	36%	36%
Costs of borrowing and/or financing	42%	33%	8%	18%	8%	6%	4%	3%	38%	40%
Vehicle running costs	26%	28%	36%	47%	24%	13%	7%	4%	7%	7%

Business Growth Prospects

Next 12 months

