


Belfast
(Sub regional group, Belfast City Council)

Takeaway: Strong growth and ambition, but more uneven financial health and elevated cost pressures, alongside ongoing labour market challenges.

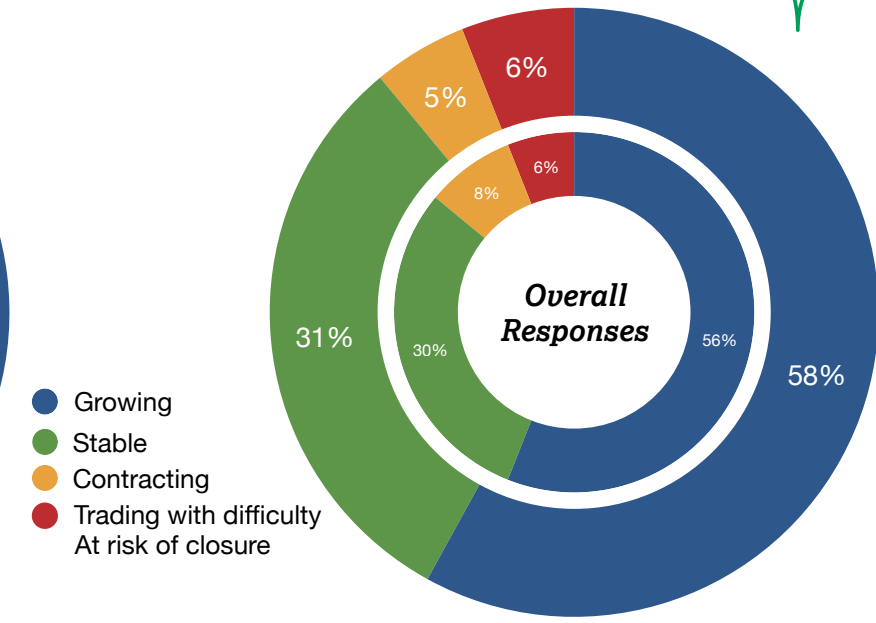
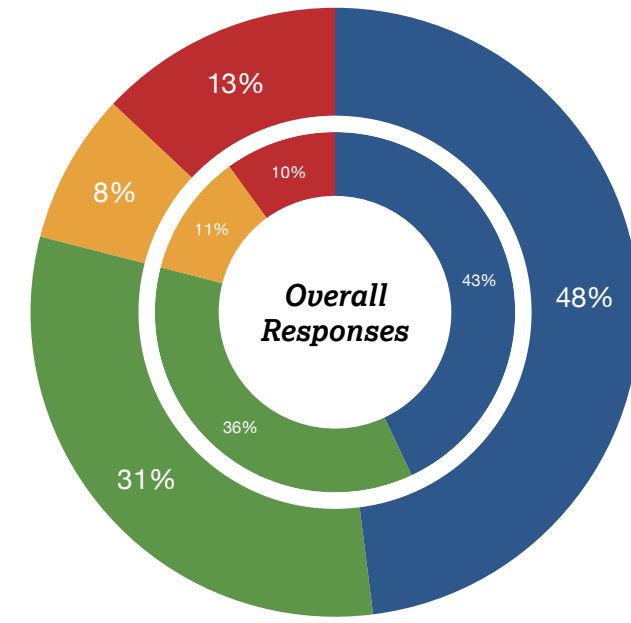
Enterprise Barometer 2025



How is your business performing?

Last 12 months

Next 12 months

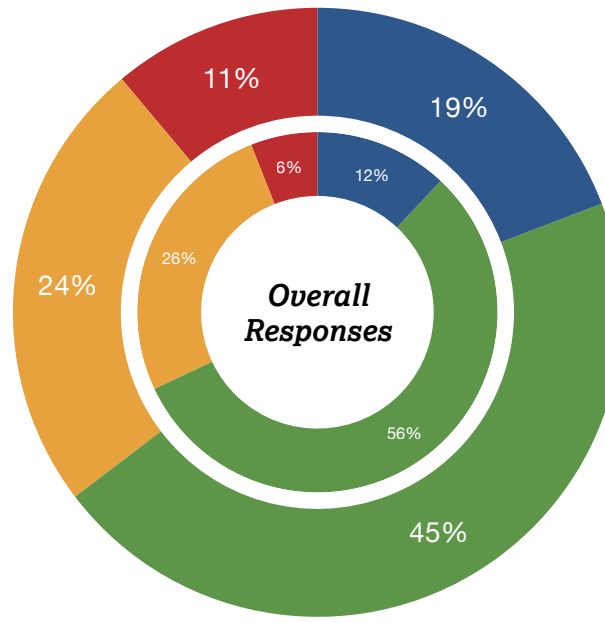


- Growing
- Stable
- Contracting
- Trading with difficulty

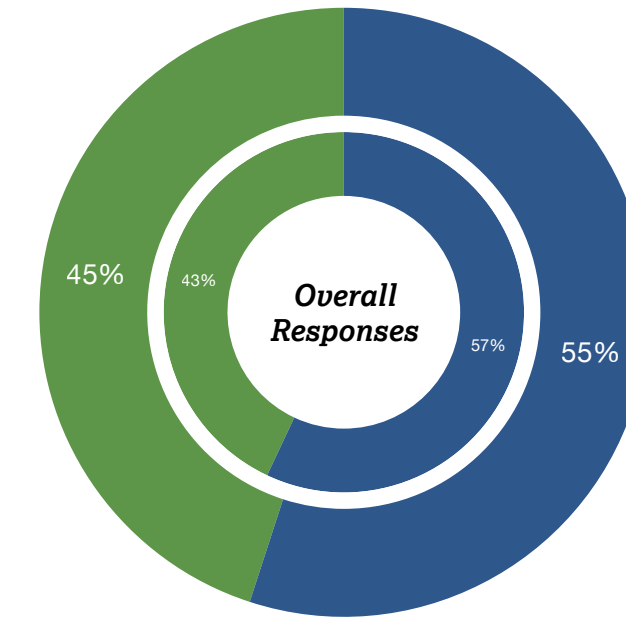
Current business cash flow position?

Cashflow

Debt

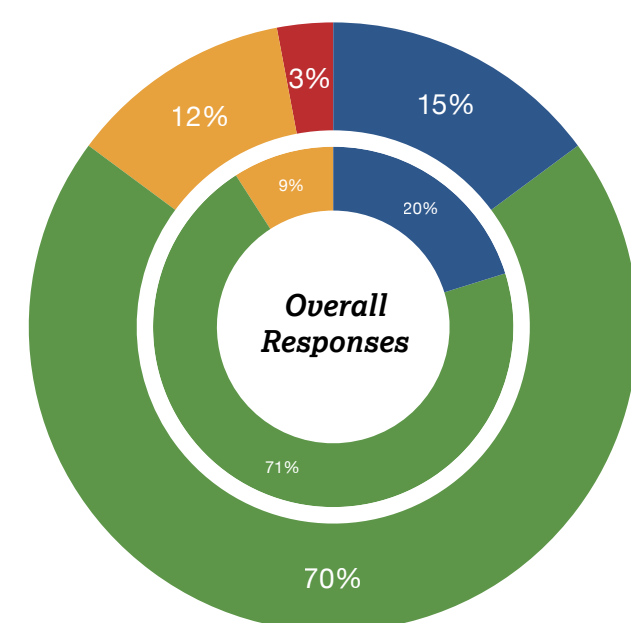


- Strong
- Stable
- Weak
- Critical



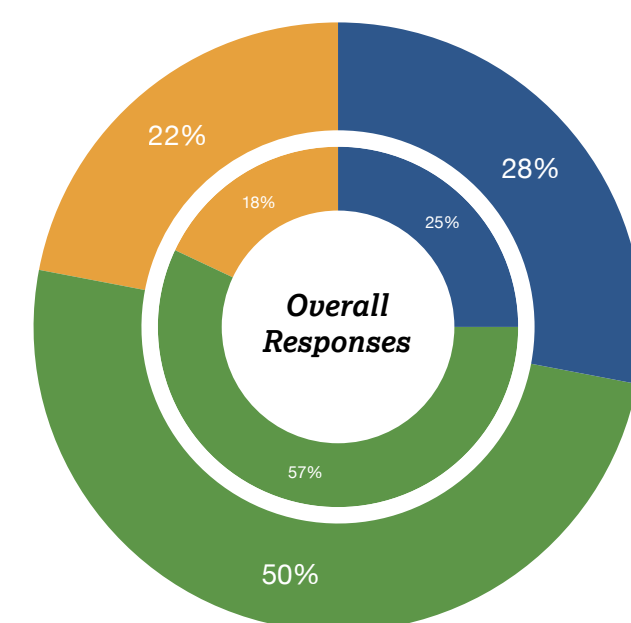
- With Debt
- No Debt

For those with debt, they describe the businesses current level of debt as....



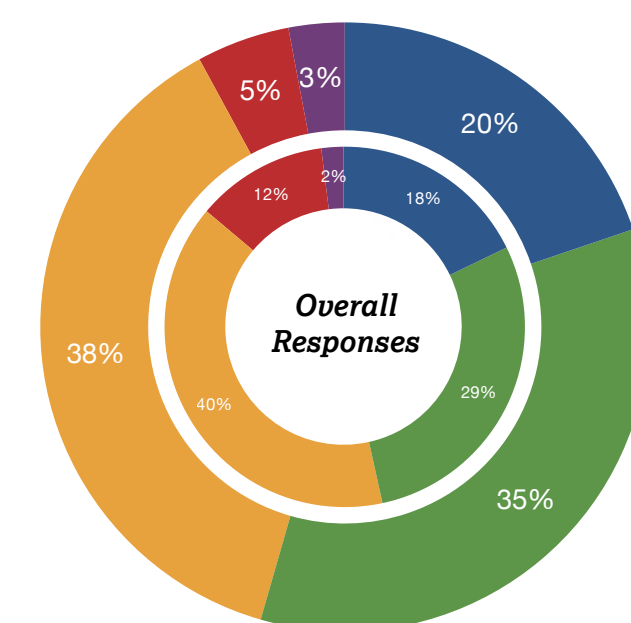
- Very manageable (e.g. could pay back early)
- Manageable (e.g. could pay back in the agreed period)
- Unmanageable (e.g. not sure how the business can pay back)
- Very unmanageable (e.g. won't be able to pay back)

Is the cost of doing business an issue at present?



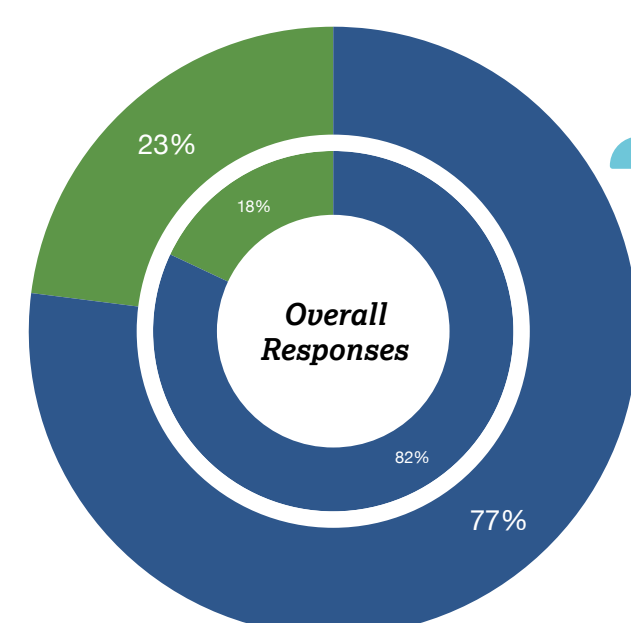
- Yes - to a large extent
- Yes - to some extent
- No

How would you rate your businesses overall productivity?



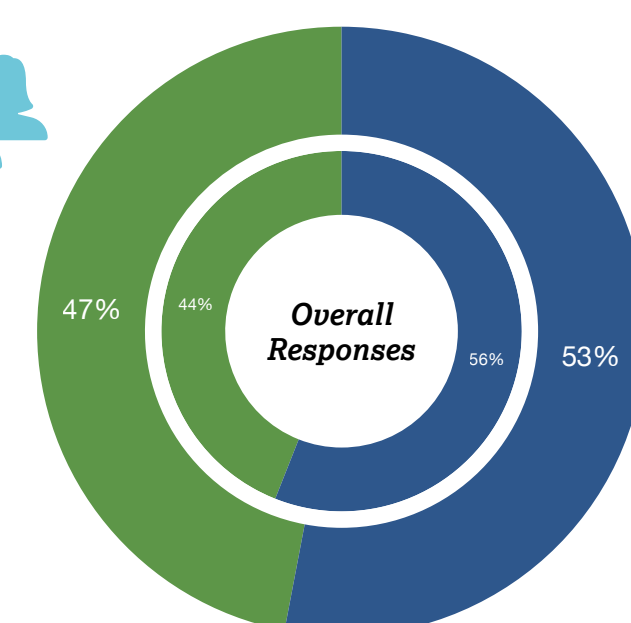
- Excellent
- Very Good
- Good
- Just Satisfactory
- Poor

Does your business currently have hard to fill vacancies?



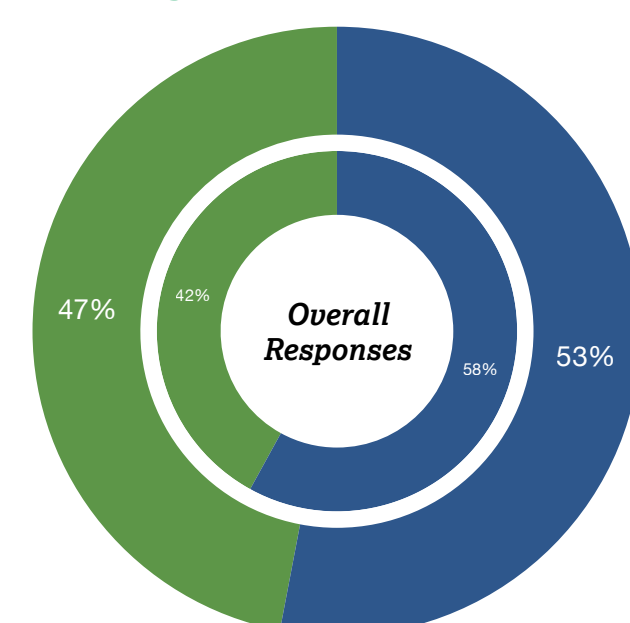
- No
- Yes

Would you consider taking on Apprenticeship?



- No
- Yes

How confident are you that you know where & how to access the right skills development support for your business?



- Confident
- Not Confident (need more awareness of skills support provision)

Belfast

Business performance now: Higher growth (48% vs 43%) but more at risk (13% vs 10%)

Business outlook (12 months): Slightly more positive (58% vs 56%)

Growth plans (12 months): Highest (84% vs 76%)

Cashflow position: More polarised - strong (19% vs 12%) and critical (11% vs 6%)

Percentage with debt: In line with average (55% vs 57%)

Debt manageability: Largely manageable (85% manageable or very manageable)

Cost pressures: More prevalent (28% vs 25%)

Productivity (self-rated): Higher top ratings (55% vs 47%)

Hard-to-fill vacancies: Higher (23% vs 18%)

Difficulty finding skills: In line (54% vs 54%)

Willingness to take on apprentices: Above average (47% vs 44%)

Skills support awareness: Lower (53% vs 58%)



Enterprise

NORTHERN IRELAND



Sub Region result on outer circle

To access the comprehensive NI-wide findings, visit enterpriseni.com